



GREEN COLLECTION
ECO-FRIENDLY PERMEABLE PAVERS

TREMRON.COM

PERMEABLE PAVERS

MANAGE STORMWATER RUNOFF



Tremron’s Green Collection offer aesthetic beauty, and engineered quality, while positively contributing to the surrounding environment. These specially designed pavers will reduce or eliminate storm water run-off and decrease flooding, while returning rainwater into the natural water table. In addition, Permeable Pavers also provide a sturdy paved surface for vehicular and foot traffic in parking areas, low volume roadways, driveways, patios, and walkways.

Environmental Benefits of Permeable Pavers

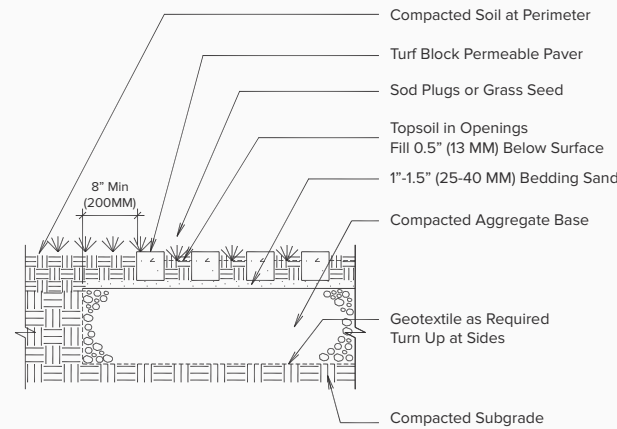
- **Surface Water Management**
Storm water drains back into native soil, recharging groundwater supplies and reducing storm water run-off.
- **Reduce Landscape Irrigation Demand**
Recharges groundwater supplies
- **Minimize Local Heat Island Effects**
Permeable pavers are available in colors that have high SRI values which in turn help reduce Heat Island Effect



AQUA PAVERS

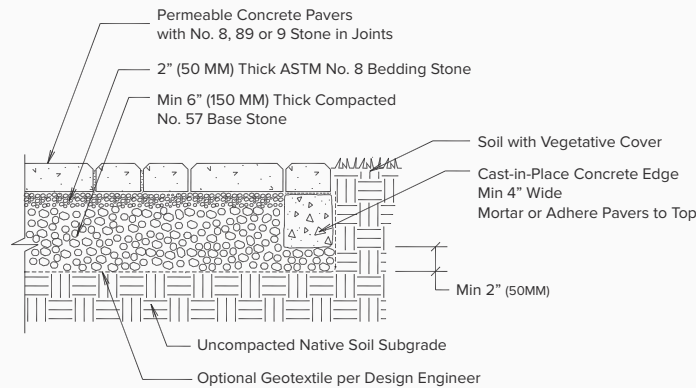
The benefits of Permeable Pavers are well documented, and their use by designers is encouraged. The United States Green Building Council (USGBC) recognizes Permeable Pavers as a Best Management Practice (BMP) to control quality and quantity of Stormwater Runoff. The USGBC Leadership in Energy and Environmental Design(LEED®) Green Building Rating System provides a variety of credits for projects that incorporate Permeable Paver Systems.

TURF BLOCK INSTALLATION



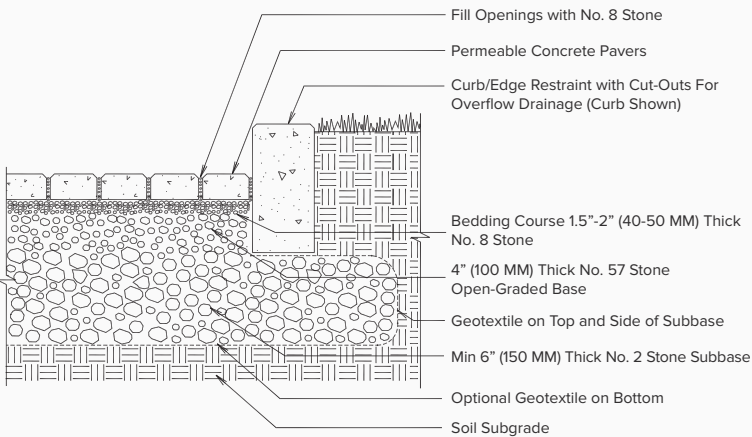
- BASE THICKNESS VARIES WITH TRAFFIC, CLIMATE AND SUBGRADE
- 6" MINIMUM BASE THICKNESS FOR RESIDENTIAL DRIVEWAYS
- 8" MINIMUM BASE THICKNESS FOR FIRELANES & PARKING LOTS

PERMEABLE PAVERS RESIDENTIAL & PEDESTRIAN INSTALLATION



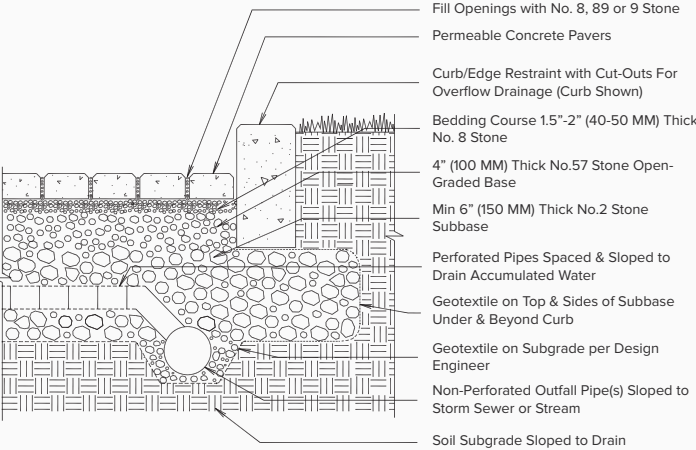
- DESIGN, MATERIAL & CONSTRUCTION GUIDELINES TO FOLLOW ICPI SPECIFICATIONS
- PAVER SURFACES SLOP MAX 1%; SOIL SUBGRADE SLOPE MAX 0.5%
- THICKER BASE AND/OR DRAIN PIPES MAY BE REQUIRED IF PATIO RECEIVES RUNOFF FROM ADJACENT IMPERVIOUS SURFACES OR ROOFS
- CAST-IN-PLACE CONCRETE CURBS CAN BE WITHOUT PAVERS ON TOP. IN SUCH CASES, CURBS SHOULD BE LEVEL WITH CONCRETE PAVER FIELD.

PERMEABLE PAVERS WITH FULL EXFILTRATION TO SOIL SUBGRADE



- NO. 2 STONE SUBBASE THICKNESS VARIES BY DESIGN (CONSULT ICPI SPECIFICATIONS)

PERMEABLE PAVERS WITH PARTIAL EXFILTRATION TO SOIL SUBGRADE

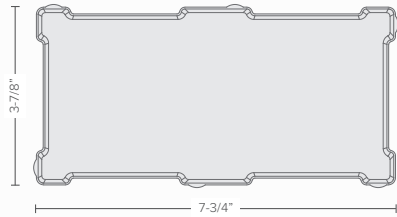


- NO. 2 STONE SUBBASE THICKNESS VARIES BY DESIGN (CONSULT ICPI SPECIFICATIONS)
- NO. 2 STONE MAY BE SUBSTITUTED WITH NO.3 OR NO.4 STONE



4X8 PERMEABLE

Dimensions:	4"x8"
Thickness	3-1/8" (80mm)
SF per Cube:	96
Cube Weight:	3300 lbs
Permeability:	9.6%

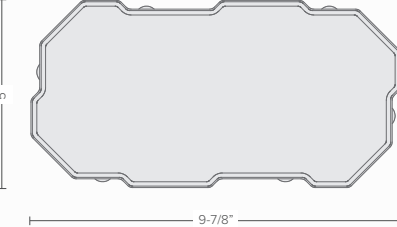


4X8 PERMEABLE



AQUA PAVER

Dimensions:	9-7/8"x5"
Thickness	3-1/8" (80mm)
SF per Cube:	92
Cube Weight:	2925 lbs
Permeability:	8.8%

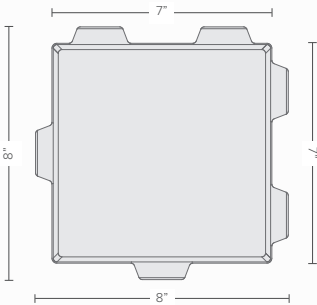


AQUA PAVER



SF RIMA

Dimensions:	8"x8"
Thickness	3-1/8" (80mm)
SF per Cube:	99
Cube Weight:	2900 lbs
Permeability:	7.5% - 10%

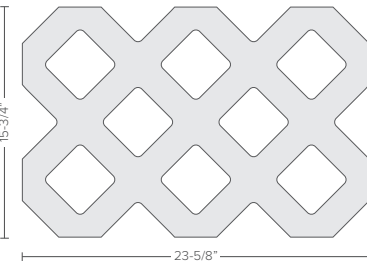


SF RIMA



TURF BLOCK

Dimensions:	23-5/8"x15-3/4"
Thickness	3-1/8" (80mm)
SF per Cube:	94
Cube Weight:	2200 lbs
Permeability:	40%



* Turf block only available in Natural Grey

TURF BLOCK

STANDARD COLORS



CHARCOAL



GRANITE



NATURAL GREY

SPECIAL ORDER COLORS



AUTUMN BLEND



CAPPUCCINO



HERITAGE



OLD CHICAGO



SAND DUNE



SIERRA



4x8 PERMEABLE

4x8 Permeable Pavers have the appearance of a traditional pavers, but with oversized joints to allow for water to infiltrate through the sub base releasing into the ground below. This reduces run-off and helps filter the rain water as it is reintroduced back into the ground water supply. Produced in a 3-1/8” thickness, it can be used in both residential and heavy vehicular applications, and is compliant with the Americans with Disabilities Act.



Product Code	Dimensions	Thickness	SF per Cube	Cube Weight	Surface Permeability
EC03143	4"x8"	3-1/8" (80mm)	96	3300 lbs	9.6%

AQUA PAVER

With their beautiful unique shape, versatile design and superior permeability, Aqua Pavers are the ideal solution for eco-friendly hardscape design with optimum aesthetic appeal. Additionally, Aqua Pavers help protect the environment from dangerous pollutants in storm water run-off by allowing for the readmission of water into the ground naturally recharging the aquifer.



Product Code	Dimensions	Thickness	SF per Cube	Cube Weight	Surface Permeability
EC03145	9-7/8"x5"	3-1/8" (80mm)	92	2925 lbs	8.8%



SF RIMA

SF Rima permeable pavers will reduce or eliminate storm water run-off, which decreases flooding and relieves sewer systems. With a 3-1/8” thick profile, SF Rima provides a sturdy surface for vehicular traffic, making it perfect for both residential and commercial uses. With the unique spacer design, SF Rima can be installed nub to block, or nub to nub for increased water drainage and turf growth.

Product Code	Dimensions	Thickness	SF per Cube	Cube Weight	Surface Permeability
EC04020	8"x8"	3-1/8" (80mm)	99	2900 lbs	7.5% - 10%

SF RIMA INSTALLATION OPTIONS




NUB TO BLOCK
7.5% PERMEABILITY

NUB TO NUB
10% PERMEABILITY

TURF BLOCK

Providing a permanent solution to soil erosion problems, Turf Block can be used in a wide variety of applications, from fire routes and parking areas to residential applications such as driveways and patios. Manufactured 3-1/8” thick, Turf Block provides a sturdy pavement for vehicular traffic that is perfect for both residential and commercial uses.

Product Code	Dimensions	Thickness	SF per Cube	Cube Weight	Surface Permeability
EC04040	23-5/8"x15-3/4"	3-1/8" (80mm)	94	2200 lbs	40%



* Turf Block only available in Natural Grey



TREMRON

WE MAKE IT EASY



JACKSONVILLE

2885 ST. CLAIR ST
JACKSONVILLE, FL 32254
(904) 359-5900

MIAMI

11321 NW 138TH ST
MEDLEY, FL 33178
(305) 825-9000

ARCADIA

3144 HIGHWAY 17 NE
ARCADIA, FL 34266
(863) 491-0990

LAKELAND

1030 AIRPORT RD
LAKELAND, FL 33811
(863) 603-0995

POMPANO

1251 NE 48TH ST
POMPANO BEACH, FL 33064
(954) 418-0000

ATLANTA

1436 MUNICIPAL PKWY
DOUGLASVILLE, GA 30134
(404) 968-8280



T R E M R O N . C O M